


READING CHALLENGE

Color one elephant footprint for every 20 minutes of reading, or list all the books you read this summer! Books, ebooks, audiobooks, and graphic novels all count! When you are done, color in your completed "600 minutes" badge on Page 2!

START HERE!



TITLE/AUTHOR:

MINUTES READ:

[illegible]

babies & toddlers

Ages 0 – 5

Reading & Badge Challenge



**This summer, we challenge you to read,
learn, and earn a free prize!**

You can also log your reading and activities online using the Beanstack app or website. Scan this code to learn more!




library.austintexas.gov/summer

Welcome to Summer at Austin Public Library 2025!

We challenge you to read or be read to at least 20 minutes a day from June 7 – August 10 and complete three (3) activity badges!

When you have completed 600 minutes (10 hours) of reading and three (3) learning activity badges, return this page to any Austin Public Library location to receive a **prize!** Prizes are available June 10 - August 10 while supplies last!

My Completed Badges:



First Name:

Last Name:

Age: Grade:
(if applicable)

School:
(if applicable)

Zip code:

DISCOVER ACTIVITY BADGE

Complete one (1) of the activities below, then color the Discover badge on page 2 when you are done!

- ☐ Tell us the title and author of a book you discovered at Austin Public Library!

Need a recommendation? Ask a librarian for a personalized reading list:
library.austintexas.gov/recommended/personal-picks

- ☐ Discover APL's favorite colorful board books!




Visit bit.ly/4hINyR0 or scan this code!

- ☐ Discover a storytime library event!



Visit library.austintexas.gov/events, pick up a calendar at your local library, or scan this code!



LEARN ACTIVITY BADGE

Complete one (1) of the activities below, then color the Learn badge on page 2 when you are done!


- ☐ Tell us something you learned this summer!

- ☐ Learn about jungle plants by visiting Zilker Botanical Garden!

Free admission on select dates and free entry with EBT, WIC, STAR, CHIP, Medicaid, or MAP cards. Learn more at zilker garden.org

- ☐ Learn about free, expert parenting tips and events via text message from Lantern

Learn more at mylantern.org



CREATE ACTIVITY BADGE

Complete one (1) of the activities below, then color the Create badge on page 2 when you are done!

- ☐ Tell us something you created this summer!

.....

- ☐ Create art without using a paint brush!

For babies: apply small dots of paint to thick paper and seal it inside a ziplock bag with tape. During tummy time, let your baby squish and move the paint around!

For toddlers & Pre-K: Encourage your child to paint using different materials like cotton swabs, forks, cotton balls, or bubble wrap—or let them get creative with their own ideas!


- ☐ Create a paper plate jungle animal mask!

Step 1: Let your child pick a jungle animal like an elephant, parrot, snake, or tiger.

Step 2: Color or paint the plate – Use crayons, markers, or paint to match the chosen animal.

Step 3: Add features! Cut out and glue on ears, a nose, or a mane. Cut holes for the eyes!

Step 4: Punch holes on the sides and tie a string to make it wearable.



Show off your summer challenges on social media!
#AustinPublicLibrary

