

READING CHALLENGE

List and rate all the books you read this summer! Books, ebooks, audiobooks, and graphic novels all count!
When you are done, color in your completed "600 minutes" badge on Page 2!

TITLE/AUTHOR:

MINUTES READ:

RATE THIS BOOK:



teens

Ages 13 - 17

Reading & Badge Challenge



This summer, we challenge you to read, learn, and earn a free prize!

You can also log your reading and activities online using the Beanstack app or website. Scan this code to learn more!



library.austintexas.gov/summer

Welcome to Summer at Austin Public Library 2025!

We challenge you to read or be read to at least 20 minutes a day from June 7 – August 10 and complete three (3) activity badges!

When you have completed 600 minutes (10 hours) of reading and three (3) learning activity badges, return this page to any Austin Public Library location to receive a **prize!** Prizes are available June 10 - August 10 while supplies last!

My Completed Badges:



First Name:

Last Name:

Age: Grade:
(if applicable)

School:
(if applicable)

Zip code:



DISCOVER ACTIVITY BADGE

Complete one (1) of the activities below, then color the Discover badge on page 2 when you are done!


- Tell us the title and author of a book you discovered at Austin Public Library!**
Need a recommendation? Ask a librarian for a personalized reading list:
library.austintexas.gov/recommended/personal-picks
.....

- Discover art at your local library!**

- Discover and attend a FREE summer event at APL!**



Visit library.austintexas.gov/events, pick up a calendar at your local library, or scan this code!




LEARN ACTIVITY BADGE

Complete one (1) of the activities below, then color the Learn badge on page 2 when you are done!

- Tell us something you learned this summer!**
.....

- Learn about jungle plants by visiting Zilker Botanical Garden!**
Free admission on select dates and free entry with EBT, WIC, STAR, CHIP, Medicaid, or MAP cards. Learn more at zilker garden.org

- Learn about art by visiting a museum!**
Learn more at austinmuseums.org/art




CREATE ACTIVITY BADGE

Complete one (1) of the activities below, then color the Create badge on page 2 when you are done!

Tell us something you created this summer!
.....

- Create a collage or vision board**
Choose a Format & Theme: Choose a physical or digital format and a theme for your collage or vision board. Some ideas are: nature, emotions, or dreams!
Gather materials: For a physical collage, collect newspapers, magazines, junk mail, photos, etc. For a digital collage, find images online or use your own photos! You can use free layout apps, Canva, or Photoshop.
Plan Your Layout: Experiment with layering, overlapping, and positioning. You can also paint the background!
Finish Your Collage: Once you're happy with your layout, start gluing the pieces down, beginning with the background pieces and layering forward. Let dry. For digital collages, finalize your composition, and don't forget to save your work!

- Create a jungle animal sculpture out of clay or dough!**
Step 1: Gather clay or dough, toothpick, paint (Optional) Make your own salt dough: 1 cup salt; 2 cups flour; 3/4 - 1 cup room temperature water. Mix dry ingredients, then slowly add water. Knead for 5 minutes until smooth.
Step 2: Shape clay into jungle animals like a parrot, snake, sloth, or tiger. Use toothpicks or a carving tool for details!
Step 3: Let dry for 24-48 hours, then paint!



Show off your summer challenges on social media!
#AustinPublicLibrary

